


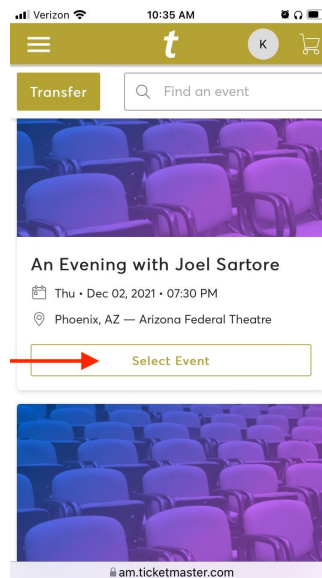
# How do I add my tickets to Mobile Wallet?

1. Log into Account Manager (<https://am.ticketmaster.com/lnaz3/>) on your iPhone

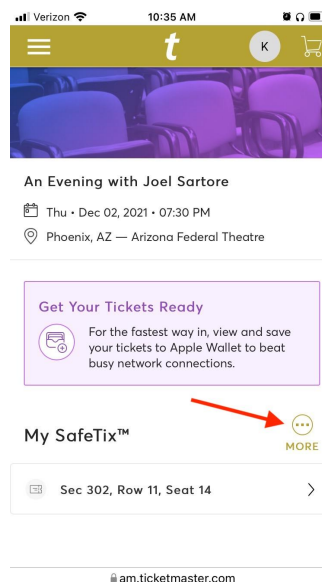
2. Scroll down to Manage Tickets, click on the image



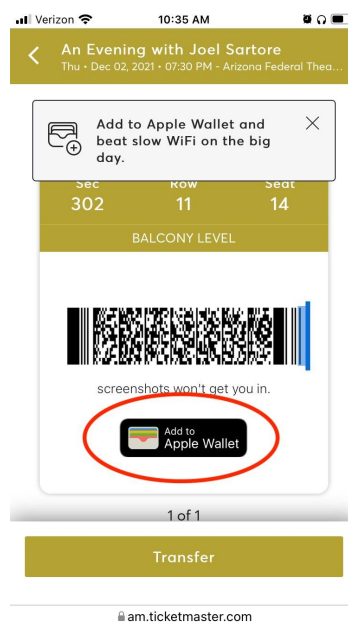
3. Click on the event you'd like to add to your Mobile Wallet



4. Scroll until you see "My SafeTix" and your seat location, click on your seat location



5. Once you see the screen with the barcode, you will click on the "Add to Apple Wallet" button



6. Follow the prompts ("Next" and "Done")  
*Repeat with all other events*

